

**Paper Reference 9FM0/3A**  
**Pearson Edexcel**  
**Level 3 GCE**

Total Marks
-------------

**Further Mathematics**  
**Advanced**  
**PAPER 3A: Further Pure**  
**Mathematics 1**

**Answer Booklet**

**In the boxes below, write your name,  
centre number and candidate number.**

<b>Surname</b>					
<b>Other names</b>					
<b>Centre Number</b>					
<b>Candidate Number</b>					

**Read the instructions on the next page.**  
**Y65497A**

## **INSTRUCTIONS**

**Write the question number CLEARLY at the beginning of each answer.**

**Rule a line across the page after each answer.**

**Do all your rough work in this Answer Booklet and cross through any work you do not want marked. Do not tear out any part of this booklet. All work must be handed in.**

**There are axes drawn on pages 49 – 60 and pages 61 – 66 are blank. Remember to write the question number on any page you use.**

---

**Turn over**

[illegible]

**Turn over**

[illegible]

**Turn over**

**Turn over**

[illegible]

**Turn over**

**Turn over**

[illegible]

**Turn over**



**Turn over**

This image shows a blank sheet of white paper with horizontal ruling lines. The lines are evenly spaced and run across the width of the page. There are no margins, text, or other markings on the paper.

**Turn over**

This image shows a blank sheet of white paper with horizontal ruling lines. The lines are evenly spaced and run across the width of the page. There are no margins, text, or other markings on the paper.

**Turn over**

[illegible]

**Turn over**

[illegible]

**Turn over**

[illegible]

**Turn over**

[illegible]

**Turn over**

[illegible]

**Turn over**



[illegible]

**Turn over**

[illegible]

**Turn over**

[illegible]

**Turn over**

[illegible]

**Turn over**

[illegible]

**Turn over**

[illegible]

**Turn over**

[illegible]

**Turn over**

[illegible]

**Turn over**



**Turn over**

[illegible]

**Turn over**

[illegible]

**Turn over**

[illegible]

**Turn over**

This image shows a blank sheet of white paper with horizontal ruling lines. The lines are evenly spaced and run across the width of the page. There are no margins, text, or other markings on the paper.

**Turn over**

[illegible]

**Turn over**

**Turn over**

**Turn over**



[illegible]

**Turn over**

[illegible]

**Turn over**

[illegible]

**Turn over**

**Turn over**

**Turn over**

[illegible]

**Turn over**

[illegible]

**Turn over**

[illegible]

**Turn over**



[illegible]

**Turn over**

[illegible]

**Turn over**

[illegible]

**Turn over**

[illegible]

**Turn over**

[illegible]

**Turn over**

[illegible]

**Turn over**

[illegible]

**Turn over**

[illegible]

**Turn over**





**Turn over**

50



Turn over

51



Turn over

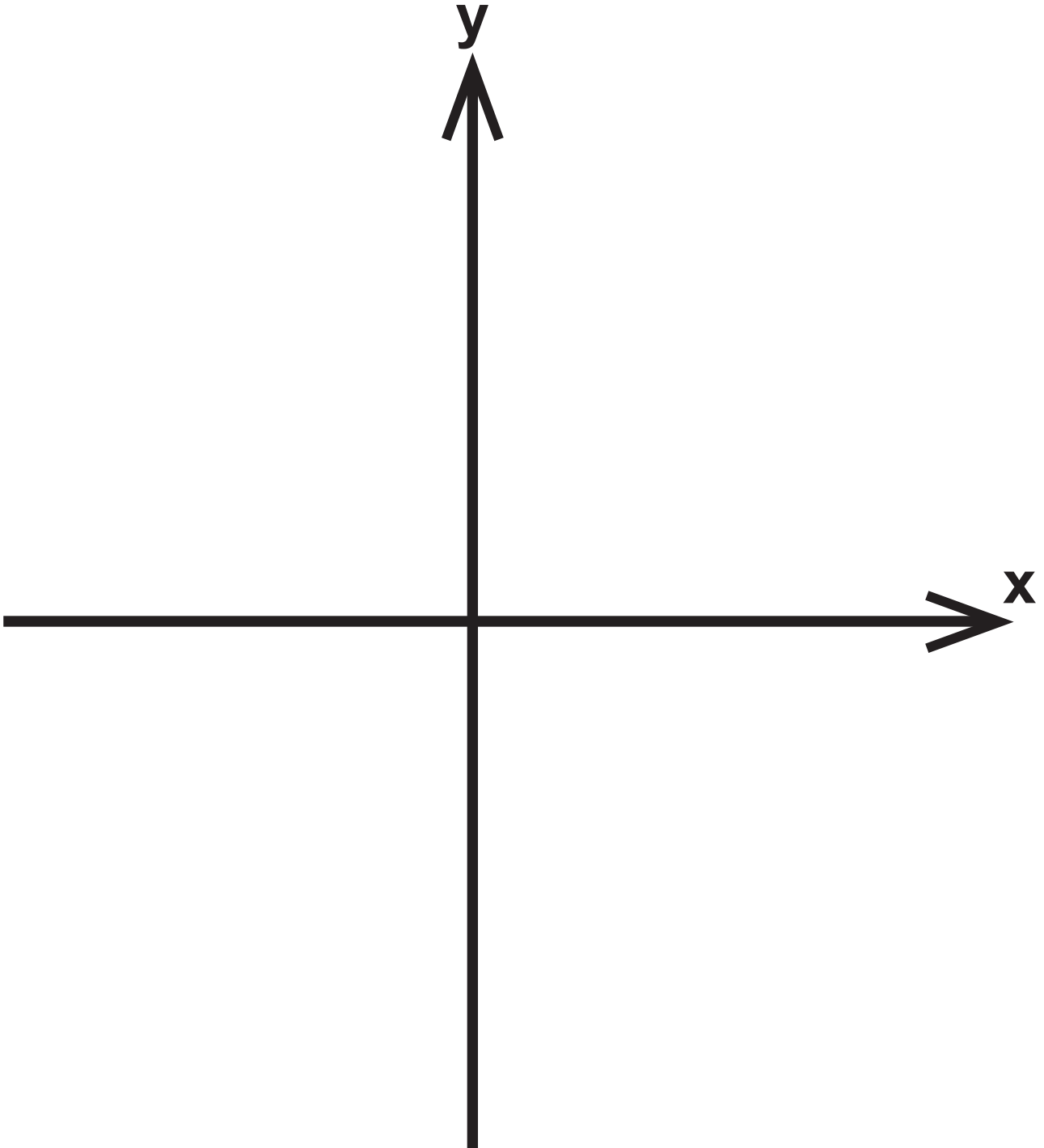


Turn over




Turn over

54



Turn over



Turn over



Turn over





Turn over




**Turn over**



Turn over

60



Turn over













